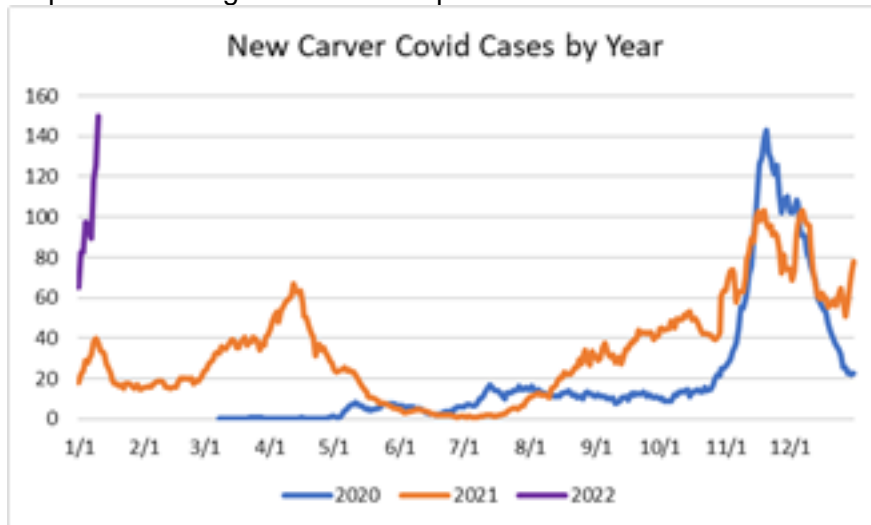
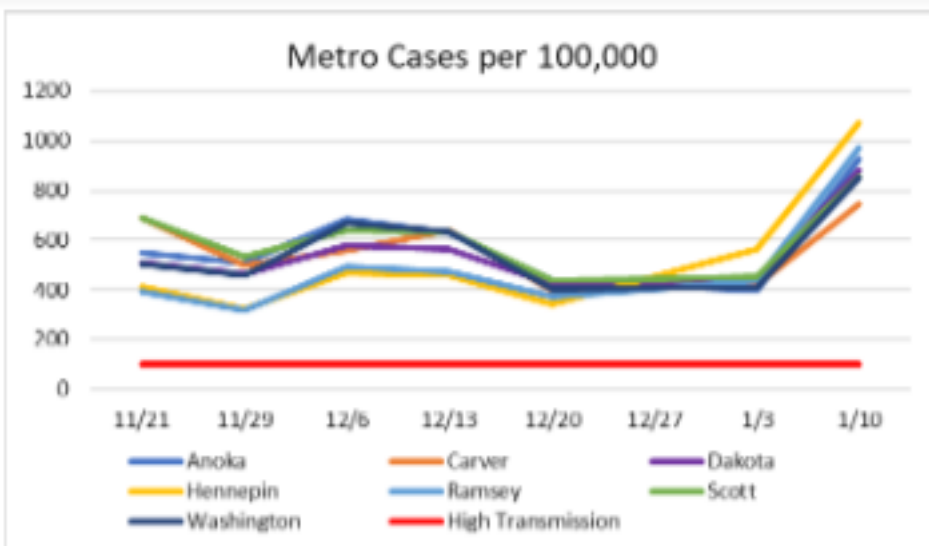


## Carver County Public Health Data

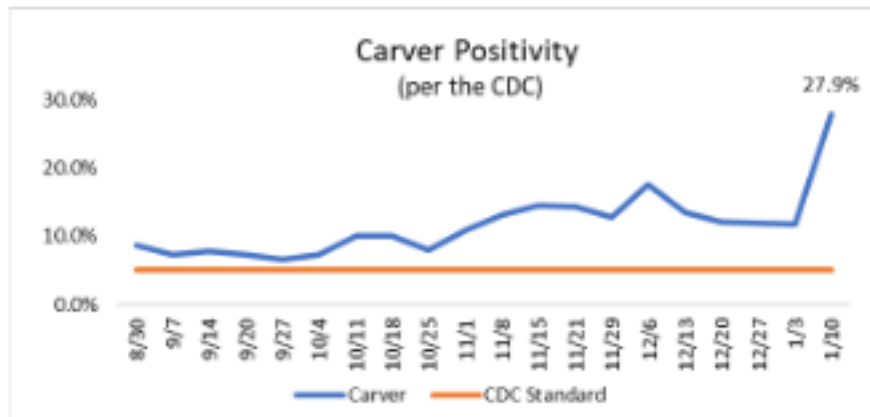
**KNOWN CARVER COUNTY CASES** Note that due to widespread home testing that is not reported and tests being less sensitive to the Omicron variant and overwhelmed testing labs starting in mid-November, this undercounts actual cases. (1/10/22) January, 2022 has already surpassed the highest record for positive covid cases in Carver County.



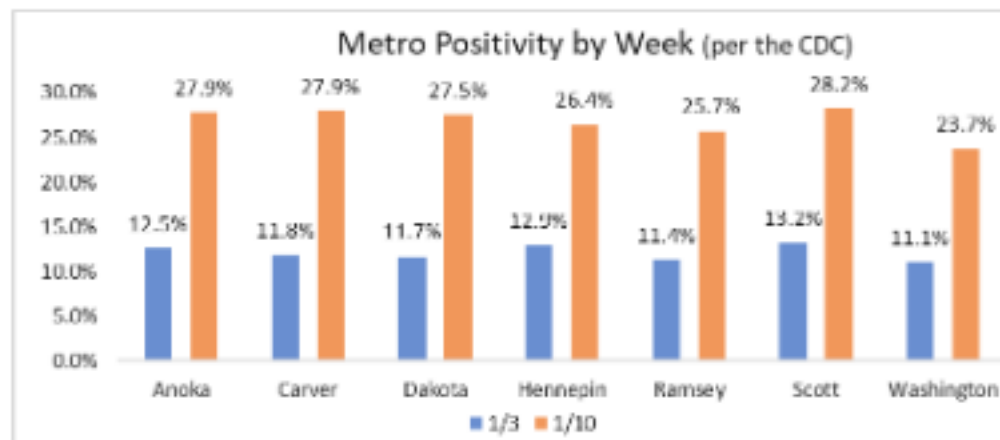
**TRANSMISSION IN CARVER COUNTY IS HIGH** According to the latest CDC data. Carver County's positivity is almost 28%, far above the 5% standard for concern. (CDC, 1/10/22) CCPH believes this undercounts actual cases due to lack of reporting.



**CARVER COUNTY POSITIVITY PER THE CDC** Carver County's positivity rate increased dramatically. Carver County's positivity is about five and a half times the level recommended for concern. (CDC 1/10/22)



**METRO COUNTIES POSITIVITY** All of the Metro counties have seen its positivity at least double from two weeks ago to last week. (CDC, 1/10/22)



**CARVER COUNTY DEATHS BY HOME LOCATION** Cases in congregate care facilities recently increased. In December 2021, 40% of County deaths from the virus occurred in congregate care. The under 65 year old death due to covid has surpassed the over 80 year old group.

