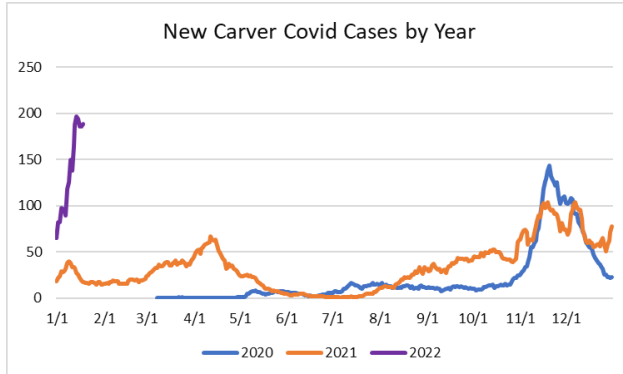
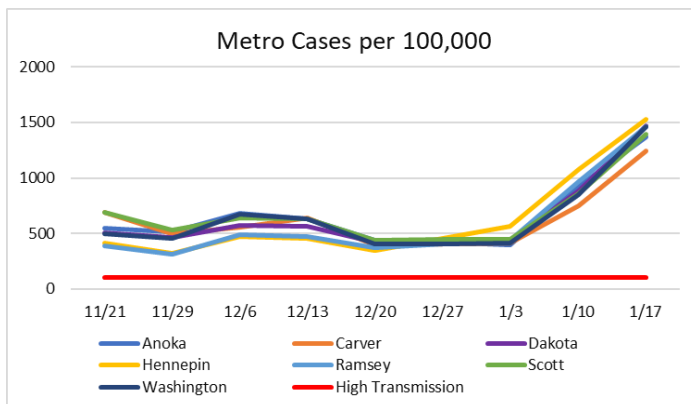


Carver County Public Health Data

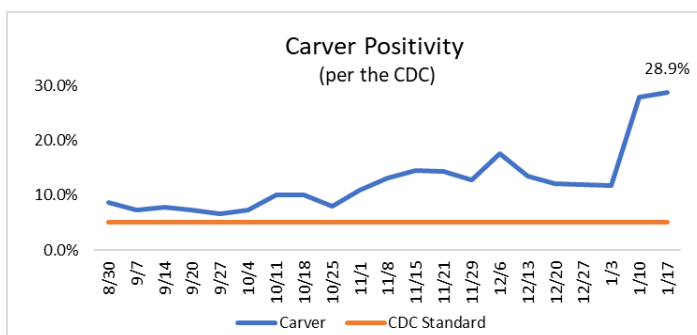
KNOWN CARVER COUNTY CASES The small hook downward is probably due to delayed reporting due to the Martin Luther King Jr. holiday. Note that due to widespread home testing that is not reported, tests being less sensitive to Omicron and overwhelmed testing labs starting in mid-November, this undercounts actual cases. (1/18/22) January, 2022 has surpassed the highest record for positive covid cases in Carver County.



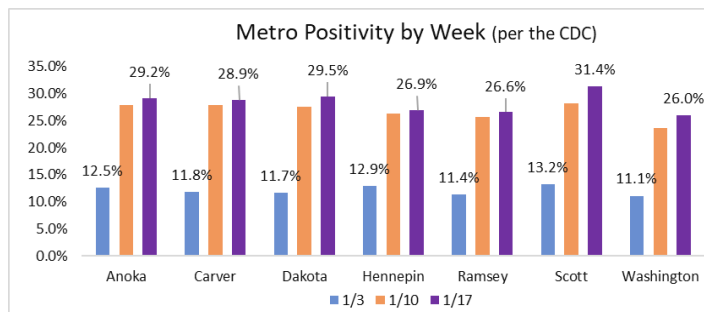
TRANSMISSION IN CARVER COUNTY IS HIGH According to the latest CDC data. Carver County's positivity is almost 28%, far above the 5% standard for concern. (CDC, 1/18/22) CCPH believes this undercounts actual cases due to lack of reporting.



CARVER COUNTY POSITIVITY PER THE CDC Carver County's positivity rate increased dramatically. Carver County's positivity is about five and a half times the level recommended for concern. (CDC 1/18/22)



METRO COUNTIES POSITIVITY Positivity remains extremely high among all Metro counties. (CDC 1/18/22)



CARVER COUNTY DEATHS BY HOME LOCATION Cases in congregate care facilities recently increased. In December 2021, 40% of County deaths from the virus occurred in congregate care. The under 65 year old death due to covid has surpassed the over 80 year old group.

